

JADEHOCHSCHULE

Wilhelmshaven Oldenburg Elsfleth



TEXAS TECH  
UNIVERSITY.

Excursion report  
of the  
American - German project 2018  
September 2 - September 13, 2018



This excursion took place as a part of the International Smart House project in cooperation of the Texas Tech University in Lubbock and the Jade University in Wilhelmshaven.

## Excursion plan

### Agenda

Date	Time	Order of events
02.09.2018	03:00 – 15:30	Flight and transfer from Bremen to Dallas
	15:30 – 17:00	Pick up rental cars and check in hotel
	18:30 – 22:00	Dinner at „Bone Daddys“
03.09.2018	09:30 – 16:00	From Dallas to Lubbock by rental cars and check in hotel
	17:30 – 21:00	First international evening at „Crickets“
04.09.2018	09:00 – 13:00	Arrival at TTU; Campus Tour Engineering welcome
	11:30 – 16:00	Information table
	14:00 – 17:00	1st group work; all students prepare their presentations
05.09.2018	09:00 – 12:00	2nd group work; all students prepare their presentations
	09:00 – 16:00	Information table
	13:00 – 16:00	3rd group work; all students prepare their presentations
06.09.2018	09:00 – 12:00	Presentation of international projects
	14:00 – 17:00	Visit Brandon and Clark
07.09.2018	08:00 – 20:00	Excursion to Amarillo Palo Duro Canyon
08.09.2018	09:00 – 23:00	Sports Tail gaiting; Football
09.09.2018	06:30 – 15:00	Departure and ride to Dallas
	15:00 – 16:00	Return rental cars and check in Hotel
	16:00 – 18:00	Visit 6th floor museum
10.09.2018	04:30 – 15:00	Flight to New York City
	15:00 – 16:00	Check in hotel
	18:00 – 23:00	Visit National 9/11 Memorial and Museum
11.09.2018	08:30 – 13:00	Visit MTA
	14:00 – 18:30	Liberty cruise; Guggenheim Museum
	23:30 – 00:30	Visit Empire State Building
12.09.2018	09:00 – 18:00	Visit American Museum Of National History, Central Park
	13:00 – 17:30	Visit United Nations
	18:00 – 22:00	Final evening and discussions; Pizza at „Ignazio’s“
13.09.2018	14:00 – 11:00 (+ 1 day)	Flight and transfer from New York to Bremen

## Introduction

This excursion is a part of an international project, which takes place traditionally every two years in cooperation of the Texas Tech University and the Jade University. The „Smart House Automation project“ realizes an extensive international exchange between American and German students. Two house models in 1:10 scale with various, automatable applications were the basis of the students project work. In result all programmed applications, such as the controls for pool heating and photo voltaic panel or even an elevator, can be controlled by a smartphone app.

The basic laboratory work of the „Smart House Automation project“ took place in Germany at the Campus of the Jade University and the final preparations of the presentations were done at the Campus of the Texas Tech University. On the one hand, American students have been offered to get to know the German culture and visit some interesting places in Germany. But on the other hand German students have been invited as well to visit America and be a visitor in a foreign country. A short sight on the excursion plan reveals the variety of interesting places we were able to get to know and also displays some of exclusive insights that have been offered to German students. The aim of this excursion report is to capture and reproduce the experiences and impressions that we were offered to experience with a high amount of enthusiasm.

We appreciate the financial support and have enjoyed the project the entire time.

## Day 1 – September 2, 2018 – Departure to Dallas

On the first day of our study trip to the US we met at 5.15 am at Bremen Airport. Check-in and security checks were for the most part uneventful apart from the fact that two members of our group got strip searched. Our Aircraft to Frankfurt left on time and after less than an hour we were back on the ground. At Frankfurt Airport the Airbus 330-300 took off with a delay of 45 minutes heading towards Dallas/Fort Worth International Airport.



View out of the Airbus 330-300

In the beginning weather conditions were pleasant and the warm meals were welcomed by us. Some students got some sleep while others enjoyed watching movies using the on board entertainment system. When we were closing in on the Canadian coast we hit quiet some turbulence and clouds blocked most of the view of the new continent. After a smooth landing we had to complete the entry process into the US which consisted of an automated questioning and taking all fingerprints, a bio metric photo and a final check by a U.S. Customs and Border Protection Officer.



Picking up the six rental cars

Even though the identity of one student was questioned, in the end we were all able to regroup and pick up our luggage. We took a bus ride to pick our six rental cars up which were an assortment of Ford Fusion, Chevrolet Malibu, Toyota Camry and Nissan Altima. Then we drove in small groups to our Hotel in Dallas and took our rooms.





Infront of the Walmart

At 7 pm we met at Bone Daddy's for dinner, many of us ordered burgers, some tried American Beer and we all enjoyed our first evening in the US. Afterwards some of us went to Walmart to buy some necessities for the next days. Being tired from the journey we went to bed rather early to be fit for the next day.



First dinner together at Bone Daddy's in Dallas

## Day 2 – September 3, 2018 – Departure to Lubbock

First night done and lesson learned, don't let the air condition stay activated the whole night. We got out of our rooms and headed straight to the breakfast room to prepare for departure. Our first plan was to visit a company on this day in Dallas, but it was Labor Day in America, so most of the companies were closed today. Another cultural glimpse is even the breakfast representing the true identification of the Texan to their state.



Texan waffle at Best Western Hotel



Traffic jam in Dallas


After having the breakfast, we left the hotel and got surprised by an unusual Texan weather condition: rain. Being used to it as a northern German, we simply continued and drove off at around 9:30AM. Round about 5 hours of driving time was planned to reach Lubbock, but it took us longer than expected. Before even being able to leave Dallas, we got into a traffic jam. In America that means four road traces get turned into one trace and a lot of chaotic actions from other drivers. Our first stop was at a lake next to the highway. Our six cars started together, but we lost sight while being in the traffic jam. So, we rallied again there. It was still cloudy and rainy, so we didn't stay longer than needed for the toilet breaks and headed off again.



Driving in the middle of nowhere

Getting more and more distance between us and the bigger cities we started getting a feeling for understanding the meaning of the saying "America, the land of freedom". In Texas that seems to stand for the great big emptiness. It might sound weird, but it was pretty impressive to experience the famous "nothing" of America and listening true Texan country music through the radio.

Our next stop was in Seymour. The weather got a little bit better, but we just visited the toilets and got some snacks to leave again fast. After a third stop at a gas station we finally reached our hotel La Quinta Inn in Lubbock at exactly 4:47 pm. As you can see we didn't make it in 5 hours, based on the traffic jam and the stops, but in around 7 hours and 15 minutes: A long trip.



Stop in Seymour



We got an hour to prepare our rooms and for meeting again for the restaurant/bar Crickets in the lobby. Most of us ordered a typical American burger and we finally met most of our American project participants. After them leaving Germany again. The German exchange students came also and we enjoyed a relaxed evening together there. After the restaurant we got some free time which a lot of us spend visiting the apartments of our American project participants and whiled away the day.



Arrival La Quinta Inn



First international evening at Cricket's in Lubbock

## Day 3 – September 4, 2018 – First Day at Texas Tech University

After everybody got recovered from the long road trip to Lubbock we took the cars to drive to the Campus of Texas Tech University. That was easier said than done because of the traffic, which is much more than in Wilhelmshaven. But all cars made it so we could consider the next hurdle. That was to enter the Campus area cause every entrance is secured by a porter. But there have been no issues. The porter knew that a group of German students will come by six cars. So the license plate of each car got scanned and we were allowed to park them on the campus next to the building we had to work for the next few days. After that it was time for taking group pictures. As in the years before our leader decided to do that on front of the Texas Tech Seal. Designed by the campus' master planner, William Ward Watkin, in 1924, the Tech Seal's symbols are the lamp, which represents „school“, the key for „home“, the book for „church“, and the star for „state“. Cotton bolls represent the area's strong cotton industry and the eagle is suggestive of our country. The seal first appeared on Tech diplomas in 1948, but it wasn't officially approved as „The“ Seal of Texas Tech University until 1953. On April 27, 1972, the seal was placed at the Broadway and University entrance to the campus in what became known as the Amon G. Carter Plaza. It is made of red granite and stands 12 feet high. It has been referred to by students through the years as „the Oreo“.



German students in front of the Texas Tech Seal



The next item on the agenda was the campus tour which started at the West Hall. The Visitor's Center, undergraduate admissions offices, the registrar's office, student business services and the scholarship and financial aid offices are here. After a small introduction each student got a bottle of water before the tour started.



Visitors Center of the Texas Tech University


First stop was the Memorial Circle which was dedicated in 1948 to all Texas Tech students who served in World War II. The „Pfluger“ Fountain was added to the center of the circle in 2002.



Memorial Circle at Texas Tech University

Next item was the Robert H. Ewalt Student Recreation Center which features a raised jogging track, volleyball/basketball courts and weight room facilities. The climbing, outdoor pursuits and aquatic centers are also found here.





Inside the Robert H. Ewalt Student Recreation Center

Blown away at how big the center is we went to the next item, the Media & Communication building. It houses the College of Media & Communication, the Department of Communication Studies, Army ROTC, Atmospheric Science, Texas Tech University Press and Student Media. The two last floors are relaxing areas. That is the reason why there are no windows existing.



Media & Communication Building

Next we walked through the library. The University Library is the state's third largest library with nearly two million books and a myriad of electronic publications and databases.



The University Library

Afterwards we saw the The Student Union Building. It houses a food court, Barnes & Noble Bookstore, Starbucks, the Allen Theater, Student Government Association and work space for many of the more than 400 student organizations. That was the last item

of the one hour campus tour and we headed back to our starting point.



The Student Union Building

But we haven't seen everything of the campus. Not even close! So there was another little tour. The engineering center tour. We were split up into two groups, the mechanical and the industrial engineers. The guide showed us the buildings of the mechanical engineering department with its laboratories. We saw the class rooms which are very similar to ours, the shop with all the milling, welding, lathe machines and even 3D printers. That was pretty interesting.



Preparation of the Information booth

Because we want to increase the publicity of the summer projects we had an information table for two days. All German students that were part of the project were divided in two hour shifts each. The task was to talk to the American students, which have to study abroad, if they want to do it in Germany at Jade University. That worked pretty well.



## Day 4 – September 5, 2018 – Preparation for final presentations

The second day at the Texas Tech University was supposed to be the day of the final preparations for our presentations about our smart house project. The morning started with breakfast in our hotel. Unfortunately, most of us did not have breakfast since they had to perform a scientific analysis about Lubbock's bars with the American students during the past night. After everyone made it to the rental cars we went to the campus where we met the American students and started working on our presentations. As the day before we organized an information booth between two engineering buildings which we used to advertise for the smart house project and the summer school at Jade University. Supported by students that working for the international office at Texas Tech we talked to many future engineers who are now probably interested in doing their study abroad project at our university in Wilhelmshaven.




Information booth to advertise German-American projects

During the lunch break the American students showed us their favorite restaurants close to campus. Some of us went to a Mexican restaurant while the others gave the Texan burger franchise „Whataburger“ a try – both turned out to be great choices.

After we spent some more time working on our presentations we left the campus and went back to the hotel. Some of us decided to use the rest of the day to have a look at Lubbock's shopping opportunities while a few students had to go on with their work in the hotel lobby. In the evening Prof. Dr.-Ing Timmerberg ordered pizza for all of us on the occasion on his birthday and we all had some drinks together. What a pleasure! After everyone finished their final preparations for the next day, all of us went to bed quite early because everyone wanted to be well rested for the great presentation.

## Day 5 – September 6, 2018 – Presentations – Brandon&Clark

Today every group has to present their project results at Texas Tech on which they have worked together with the American students in the past weeks. The participants include every group member, the German University professors who have worked together with the studies on the project Prof. Dr. Josef Timmerberg, Paul Beckmann and Nicole Jesse. Also, Volker Lübben and Regine Zimmerer, who organized the excursion and the dean of the engineering department/ Jade University Prof. Dr. Heiner Köster, as well as Andrea Menn, director of the International Office/ Jade University. From the American side Allison Wright, the programm Manager of International Programs and Michael Giesselmann, a professor and Chair of the Department took part of the presentation. And some of our German students, that are studying abroad at the TTU, were listening patiently as well.



Final presentation of the project results

For the presentation, every group had a time limit of 30 minutes for their presentation. After the audience was complete, Prof. Dr. Josef Timmerberg had a little introduction about the Smart House Project. Group E: Optical Movement and Shape Recognition was the first group to present their results. Every group presented successfully their results. Some groups used a live connection to the house models in Germany. Other groups like the Elevator group added little movies to their presentation. During the live connection via Skype, the audience was able to watch, how the application had access to the pool-heating and change the temperature, select different floors of the elevator and also send a message




to a display. After all groups finished their presentation, we had a little break for lunch. In the afternoon we visited Brandon and Clark, Inc. a diversified industrial sales and service company specializing in the field of electrical and rotating apparatus located in Lubbock. At 2 pm we arrived at Brandon and Clark, Inc. and the founder and owner Gary Clark welcomed us.



Gary Clark and Scott W. Clark are warmly welcoming the German students

On our tour through the main building our guides showed us a lot of different and interesting generators. First, we saw the Rewind, over what there were very proud to show us. The Brandon and Clark, Inc. rewinds all its motors with Class H insulated copper wire and utilize a system to apply epoxy based electrical banish to help protect the integrity of the motors windings. Furthermore, they are an explosion proof UL listed repair facility. We saw different sizes of generators which all were very specific and unique.



Gary Clark starts to present



For example a giant generator for a silver mine. Interesting about that was, that some work depends on the actual president as well. In the past when they got the assignment for the generator to repair it, the old president shut down the silver mine but after the actual president got voted he decided to restart it again. Another remarkable advantage is their constant investment in the technology they use. They use QR-Codes on the computers that you can scan with your Tablet to get all actual information's about the current status of the assignment and repair.



Final group photo in front of the Brandon&Clark hall

To sum up it was a brilliant experience within the company visit with some theoretical aspects and questions that could be easily and directly answered form our guide. We learned a lot of interesting and new things about generators and we were impressed by the way the owner and founder Gary Clark spend all the time with us and answered all our questions.

## Day 6 – September 7, 2018 – Field Trip Palo Duro Canyon

Our first stop on the way to Palo Duro Canyon was the Cadillac Ranch besides the Route 66. This Ranch is an art installation made by Antfarm and refers to the early years of the Route 66. One row of ten different Cadillac models (from 1948-1963) are dug in a special angle there. It is common to spray something on the car, so we decided to spray the Jade Logo on one of the cars. We also met there a German couple from Munich which was driving down the whole Route 66 from Chicago to Los Angeles. On our way to the next stop we used a part of the historic route 66 around Amarillo. We had lunch at Big Texan Steak Ranch. The food there was pretty good but it was also very cold inside the restaurant because of the Air Conditioning. For Mr. Beckmann and Mr. Lübben it was not the first time at the Big Texan, so they decided to start a little eating contest of who is able to eat the bigger Steak. Mr. Lübben won by a few bites and the winner was allowed to eat the most of the big chocolate cake we ordered after main dishes.



Cadillac Ranch, spraying the Jade logo



Entering Historic Route 66 Amarillo Sign

Afterwards some of us bought some postcards or some Gifts at the gift shop. It is a pretty good location for buying Gifts from the Route 66.





Lunch at Big Texan Steak Ranch

After lunch on the Big Texan Steak Ranch we followed the Interstate 27 for 20 miles back towards Lubbock. The informal name of the Interstate, which connects Lubbock and Amarillo, is Canyon Expressway. The name refers to the Palo Duro Canyon which is located about 8 miles next to the road. The Palo Duro Canyon is the second-largest canyon in the United States with a length of about 120 miles and an average width of 6 miles. The canyon goes up to 300m depth into the ground. After paying the fees for entering the state park the group gathers up at the El Coronado Lodge Visitor Center on the cliff of the canyon and caught a great overview of the valley. Another highlight at this spot was a telescope inside the visitor center which allowed a detailed view on the famous “Lighthouse” rock formation. Afterwards the drive continued inside the valley and we drove on the State Highway Park Road through the canyon and passed a handful of camping areas.



Big Texan Steak Ranch sign

On the way we stopped a couple times to take pictures or climb on little bumps which allowed a better view on the surroundings. The road through the canyon is a loop so we ended up again on the entry point of the canyon next to the Palo Duro Creek Ranch where you can participate at jeep tours through the canyon area.



Group photo next to El Coronado Lodge Visitor Center



Palo Duro Canyon near El Coronado Lodge Visitor Center

Back on the I-27 we headed back to our hotel in Lubbock which takes about 1 1/2 hours. Overall the field trip to Amarillo and the Palo Duro Canyon was very interesting and a nice change to the prior days in Lubbock. Driving on the country roads through almost abandoned towns and a clear view up to the horizon with nothing but fields was very impressive.



## Day 7 – September 8, 2018 – Gameday

On Saturday we had Gameday in Lubbock, where we were able to visit a football match at Jones AT&T Stadium. Due to the fact that it was the first morning without a scheduled program, many students used the free time to have a rest from the precious eventful days and nights. Some others went with their rental cars to the city, to eat a balanced breakfast at one of the restaurants there and to get beverages for the tailgating afterwards.



Jones AT&T Stadium at the Campus of the Texas Tech University

Around noon we all met at the hotel lobby to get the tickets for the home opening this season where the Red Raiders, the Texas Tech football team, hosted the Lamar Cardinals. At 12 am we walked from our hotel to the campus. When we arrived we were overwhelmed by the festive atmosphere and great anticipation of the fans for the approaching match while tailgating, one can imagine as kind of a pre-party until the game starts. Supporters of the Red Raiders already met in the morning at the campus, bringing along BBQ grills, marquees and folding chairs to enjoy food and drinks together in a cozy atmosphere. In Lubbock it is like a public festival while everyone is excited and looking forward to the football match at 3 pm.

Only at Gameday it is allowed to bring and consume alcoholic beverages on the campus. By means of Prof. Dr. Gale (TTU) we have received an invitation to the tailgating of the student fraternity, where we wanted to go first to meet the American students from the project and stayed there until kickoff.

Separated into smaller groups we took a look on the whole tailgating-area on our own, while our professors accepted an invitation to the IEEE information booth, comparable to the VDE in Germany. Other groups settled at the booth of the petroleum engineering student council.



Meet the Texas Tech mascot at TTU



There was a free BBQ food, a party tent with DJ and free drinks of all kinds. In addition, stages were set up with live music on the side. Texas Tech mascots (The masked Rider and Raider Red) were ready to share photos and sign autographs.

While some students were already following the American students into the student block (South East Block) of the stadium, the Texas Tech Orchestra and Cheerleader teams marched across the grounds just before kickoff. Traditionally, many visitors follow this march to get into the stadium and settle on the squares.

The other students met at the previously reserved seats in the North West Block. Immediately before kickoff, there were some performances by the orchestra and the cheerleaders to fuel the fans. The kickoff was at 3.00 pm and the Texas Tech team took the lead after just a few minutes of playtime. During the breaks some honors and performances of the other sports teams took place. Between the 2nd and 3rd quarter (half time) there was a gigantic show of about 600 participants.

(To view the show as a video, please scan the QR-Code or [https://youtu.be/RBAiT\\_qKDmg](https://youtu.be/RBAiT_qKDmg) ) After the show, all German and American students met at the entrance to the stadium and made their way to a nearby restaurant. There we watched the end of the football game, which was whistled around 7 pm. The Texas Tech won 77-0. Then the American students went with a part of the German students further into a Roof top bar to celebrate a last exuberant evening and to say goodbye to them. The other part walked back to the hotel and ended the day in the lobby in a cozy atmosphere.



QR Code to video

## Day 8 – September 9, 2018 – Sixth floor Museum in Dallas

On Sunday we went back to Dallas. We started at 6 am in the morning. On the 5 hours drive we took a break to have breakfast. At 1 pm we arrived at the Hotel Days Inn near the DFW airport and checked in. The drivers had to return in the rental cars first and the rest of the group made their way to the Sixth Floor Museum at Dealey Plaza.



Sixth Floor Museum at Dealey Plaza

The Sixth Floor Museum is located on the sixth floor of the Dallas County Administration Building in downtown Dallas. In the museum you can learn something about the times, the life of John F. Kennedy and about his murder. The museum is at the same place Lee Harvey Oswald shot John F. Kennedy from on November 22, 1963. After that we explored Dallas downtown by foot and had dinner in a restaurant



Exploring the center of Dallas

## Day 9 – September 10, 2018 – Trip to New York City

On Monday we were picked up by the shuttle at half past four and taken to the airport. At 7:05 am our flight started to Newark Airport to New York. The duration of the flight was 3 hours and 15 minutes. Then a shuttle took us to our hotel at Times Square, the "Hampton Inn Times Square Central". After check-in we got our city passes and bought the MTA tickets. With the city pass we could visit the following six attractions in New York: The Empire State Building, American Museum of Natural History, the Metropolitan Museum of Art, Top of the Rock Observation Deck or Guggenheim Museum, Statue of Liberty & Ellis Island or Circle Line Sightseeing Cruises and 9/11 Memorial & Museum or Intrepid Sea, Air & Space Museum. First we wanted to visit the 9/11 Memorial & Museum. It is located in southern Manhattan, the same place the former Twin Towers stood, which were destroyed by attacks at the 11th September 2001. The memorial and museum commemorates the 2,977 people who died during the attacks.



9/11 Memorial & Museum

After lunch in a restaurant we explored Manhattan by foot and admired the skyscrapers. One of our destinations was Wall Street. Afterwards we divided into smaller groups. Some went shopping for example, others went on through New York to drive with the Staten Island Ferry to have a look on Manhattan from the water. Then we drove back to our hotel and enjoyed the nightlife at Time Square.





View from the "Staten Island ferry" to Manhattan



Times Square at Night

## Day 10 – September 11, 2018 – Visiting MTA

The second day in New York started with a visit of the company Metropolitan Transportation Authority (MTA) which is operating a public transportation system in New York and Long Island. They are responsible for the subway, bus and railway system and also for several bridges and tunnels in the region. In one of their conference rooms we heard a presentation which gave us general information about the company and their emergency preparedness. MTA was founded more than 50 years ago and they took over other different transportation systems. That's the reason why there are still different types of trains. They are now challenged by modernizing and maintaining the whole system. Transporting eight to nine million people per weekday they are an important part of the city structure. There are tracks in the length of 250 miles in an area of 5000 square miles in the 5 different city districts. The presentation was held by Andrew McMahan who is director of



Andrew McMahan, director of Emergency Management and Operations Support

Emergency Management and Operations Support. This field is very important because New York is often confronted by extreme heat or cold, hurricanes, floods, blizzards or earthquakes. The transportation system has to work in these extreme situations to avoid negative influences on the economy and the citizens depending on it. Therefore they have detailed operation plans specifically for different seasons or other extreme weather situations. To prevent to put the customers in danger they are monitoring the weather constantly and shut down parts of the system or limiting down the speed on bridges and in tunnels if necessary. The only time they shut down the whole system completely was in 2012 during the hurricane Sandy. Afterwards they installed security systems like tunnel flood gates so now they can still operate 60% of the grid during emergency situations. Thanks to the presentation we know the importance of emergency management. Before we didn't knew about the financial impact of the weather, for example one inch of snow costs the company one million dollar. Mr. McMahan hold the presentation in an interesting, interactive way and gave us responses to our questions.



After lunch we met in Grand Central Terminal which is a big train terminal and subway station. Also there are several luxurious shops located. Feeling hungry you can choose out of a big variety of food. The terminal is known from several movies. It was found by a rich New Yorker trader called Vanderbilt and renovated in the 1980s. Since then they pay attention to keep the original look of the station. During a tour around the building we learned about the history and how the terminal grew.



Guided tour at the Grand Central Station

We had a look at the old tracks and were able to see the different power supply systems of the trains. Also we saw the additional exits they installed lately. Now it's possible to leave the terminal in each direction in 3.5 minutes after leaving the train. Like a small city they once produced their own energy. Nowadays they are only taking care of the trash disposal. Every day one train with trash leaves the terminal. Leaving the tunnels we visited the main hall with the famous clock in the center. We got the chance to enter the non-public parts like the offices from where we got the greatest view over the main hall. The big windows on two opposite walls of the hall were once used for air conditioning and heating that's why they are build out of two glass walls with a distance big enough to walk through. It was a nice experience to get this view over the beautiful terminal. In the afternoon we had free time. Some of us used it to visit a museum, to do some shopping or to explore the city. At night, we met again at the Empire State Building where we went to the top. On the 86th floor there is an observation deck, luckily they do have an elevator. That day it was unfortunately too cloudy to get a good view over New York. Nevertheless it was a nice ending to this exciting day and we spend some time up there together.



Visit the Empire State Building at night

## Day 11 – September 12, 2018 –United Nations - Final Day

At 12 pm the group met at the headquarter of the United Nations. An hour later we got a guided tour through the building of the United Nations. At first a few facts about the United Nations:

- The United Nations exists since 1945
- 193 states belong to the United Nations
- The first country was Afghanistan

The three important tasks of the United Nations are:

- Pieces and Security
- Human Rights
- Economic and Social Development

We have visited four important rooms. The first room was the UN Security Council. The Security Council has primary responsibility, under the UN Charter, for the maintenance of international peace and security. It has 15 members (5 permanent and 10 non-permanent members).



UN Security Council

Each Member has one vote. Under the Charter, all Member States are obligated to comply with Council decisions. The Security Council takes the lead in determining the existence



of a threat to the peace or act of aggression. It calls upon the parties to a dispute to settle it by peaceful means and recommends methods of adjustment or terms of settlement. In some cases, the Security Council can resort to imposing sanctions or even authorize the use of force to maintain or restore international peace and security. The Security Council has a Presidency, which rotates, and changes, every month.

The second room was the UN Economic and Social Council. The Economic and Social Council is the principal body for coordination, policy review, policy dialogue and recommendations on economic, social and environmental issues, as well as implementation of internationally agreed development goals.



UN Economics and Social Council

It serves as the central mechanism for activities of the UN system and its specialized agencies in the economic, social and environmental fields, supervising subsidiary and expert bodies. It has 54 members, elected by the General Assembly for overlapping three-year terms. It is the United Nations' central platform for reflection, debate, and innovatively thinking on sustainable development.



There are 17 goals:



UN Goals to transform our world

And the last room was the UN General Assembly. The General Assembly is the main deliberative, policy making and representative organ of the UN. All 193 Member States of the UN are represented in the General Assembly, making it the only UN body with universal representation.



UN General Assembly hall

Each year, in September, the full UN membership meets in the General Assembly hall in New York for the annual General Assembly session, and general debate, which many heads of state attend and address. Decisions on important questions, such as those on peace and security, admission of new members and budgetary matters, require a two-thirds



majority of the General Assembly. Decisions on other questions are by simple majority. The General Assembly, each year, elects a GA President serve a one-year term of office. During our tour, we have seen a lot of significant pictures on the walls. Every picture has a special importance.

In the evening, we ate pizza in Brooklyn together.



Final evening, Pizza at „Ignazio’s“

After the dinner we walked across the Brooklyn Bridge. It was a very nice view over the city with its beautiful lights.



East River at night near the Brooklyn Bridge

## Day 12 – September 13, 2018 – Last Day in NYC

On 13.09.2018 it was time to pack our bags because the USA excursion in 2018 slowly but surely came to its end. Some students used the last morning to go to the American Museum of National History, others went to the Rockefeller Center or to the High Line.



High Line in NYC

The High Line is one continuous, 1.45-mile-long green way featuring 500+ species of plants and trees. The High Line is a public park built on a historic freight rail line elevated above the streets on Manhattan's West Side. Saved from demolition by neighborhood residents and the City of New York, the High Line opened in 2009 as a hybrid public space where visitors experience nature, art and design. Owned by the City of New York, the High Line is a public park programmed, maintained, and operated by Friends of the High Line, in partnership with the New York City Department of Parks & Recreation. The High Line was once destined for demolition. Luckily, the community rallied together to repurpose it instead, creating the park you see today, for everyone to enjoy.



At 1.30 pm we have been picked up by two shuttles to New York JFK (John F. Kennedy) airport. We flew from New York to Munich at 7.40 pm and arrived next day in Munich at 7.30 am. From there we went at 11.20 am with a smaller plane to Bremen airport. We reached Bremen at 6.30 pm without a single loss of luggage!



Final photo at Bremen Airport